



深圳市奥马斯光电照明有限公司  
SHENZHEN OHMAX OPTOELECTRONIC LIGHTING CO.,LTD



智能水培种植机  
SMART HYDROPONIC PLANTING MACHINE

使用手册/User Manual  
型号/Model: **OH-GL-048**

使用产品前请仔细阅读本使用说明书  
阅读后请妥善保管本使用说明书以备查阅  
Please kindly read this manual book before  
using the machine and keep it for future reference.



# Main Parts




Planting box



Ornaments



Planting basket



USB cable & charger

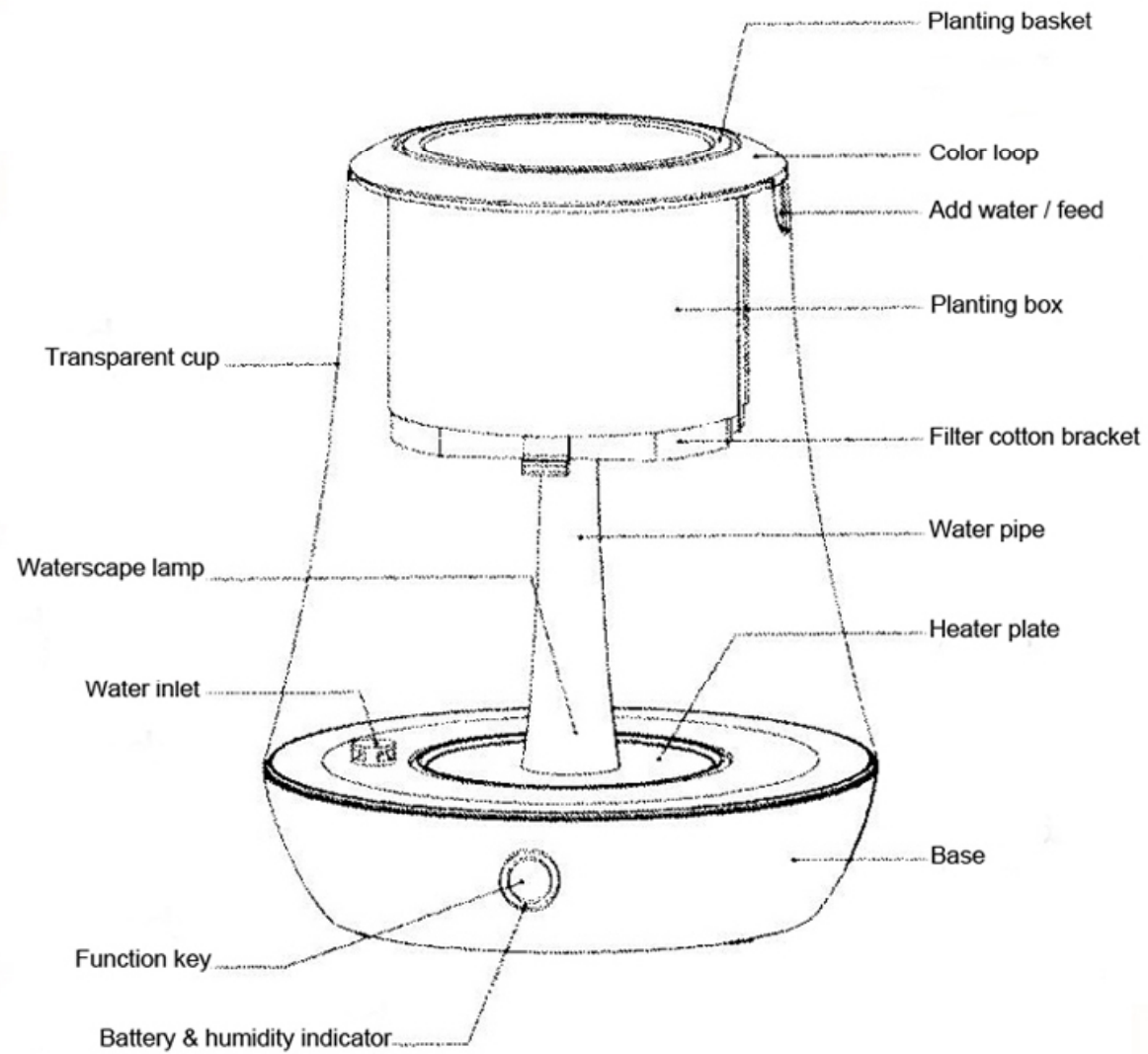


15CM

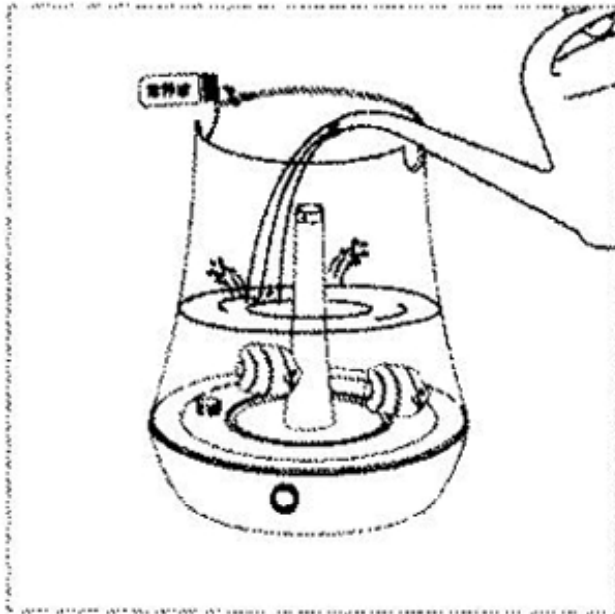
Salad Garden®

20CM


# Product Structure



## Use Step



1. Add clean water 600-800ml, and mix with nutrient solution, then put landscape materials and ornamental fishes (Suggest 3~5 cm size 2 fishes) into the water.



2. Check if the planting box bottom filter cotton is level, then put the plant with basket into the box and make they two match.



3. Use 5V 1A USB power adapter to connect the machine.

4. Long press the base function key to power on.

(Warm tip: machine built-in lithium battery, one time 4 hours' charging is ok, can use for 24 hours, suggest charge it one time every night)

5. Set the humidity indicator's color according to the plant environmental requirement or contact customer service.

#### Use Notice:

1. Need you add the clean water by yourself at the first time.
2. Need you buy the fishes, fish food and plants by yourself separately, we won't offer them in the product.
3. Need change water when using, suggest frequency every 15 days.
4. Need change or wash the filter cotton every 15 days.
5. Need cut off the diseased leaves and dead leaves on time when planting.
6. No need feed too much fish food, small fishes will get diseased or dead if they stuff themselves.

#### Function Instructions:

##### 1. Power switch:

Long press the function key to power on, and long press the function key to power off.

##### 2. Humidity adjustment:

Smart Aquaponics Aquarium has High-Medium-Low 3 grades humidity control, short press the function key to switch among these 3 grades, the ring light's color indicates the humidity grade:

Pink: High humidity, suitable for planting epipremnum aureum, spathiphyllum, monstera ceriman and most taro plants.

Purple: Medium humidity, suitable for planting begonia semperforens and dianthus chinensis etc. plants.

Blue: Low humidity, suitable for planting solenostemon scutellarioides etc. drought-enduring plants.

##### 3. Waterscape lamp:

Continuously double short press the function key to light up or light off.

##### 4. Battery management:

1) Built-in lithium battery, not restricted by the power adapter, have more flexible position to put it.

2) When the ring light's color is red, means low battery, this time it need connect with power adapter and charge, ring light is breathing status when charging.

Remark: need charge it on time when low battery, otherwise it will affect plant's growth and fishes' survival.

## 技术参数

输入电压范围: 110V-240V

输入频率: 50/60Hz

输出电压: DC=5V/1A

输入功率: 5W

整机尺寸:  $\phi$ 150\*200 mm

## Technical data as below:

Voltage Input: 110V-240V

Frequency Input: 50/60Hz

Voltage Output: DC=5V/1A

Power Input: 5W

Product Size:  $\phi$ 150\*200 mm



## ü注意事项

- 1、使用时确保产品在正常环境下使用；
- 2、无防水功能，切勿淋水。
- 3、内置锂电池没电时，请及时充电。

## ü售后保障

- 1、公司承诺一年质保，在此一年期间内出现任何产品自身问题公司都无条件更换所需零配件（如果更换零配件有特殊的螺丝拧口，建议一并邮寄所需的小型工具）
- 2、如果不是产品自身问题，是由于操作等因素引起的产品不能正常工作，公司承诺终身保修，但是需要收取一定的材料费。

## üAttentions

- 1、 Please make sure you will use this product under the normal environment;
- 2、 Please note that this machine without water-resistance function.
- 3、 Please charge it in time when the battery is out of power.

## üGuarantee

- 1、 If the product has quality problem during one year, Ohmax will replace the broken part for free without any conditions. If some repairing job need the special tools, we may recommend you to post them to us together.
- 2、 If the product can't work caused by the wrong operation way, Ohmax promise you that this product can be repaired by our factory always but the according material cost will be charged from you.